


G-5
www.parts.com

RENEWAL PARTS

TYPE GM-7 GROUND AND TEST DEVICE AND TYPE MS-10B-1 SOLENOID MECHANISM



Type GM-7 ground and test device.

www.ElectricalPartManuals.com

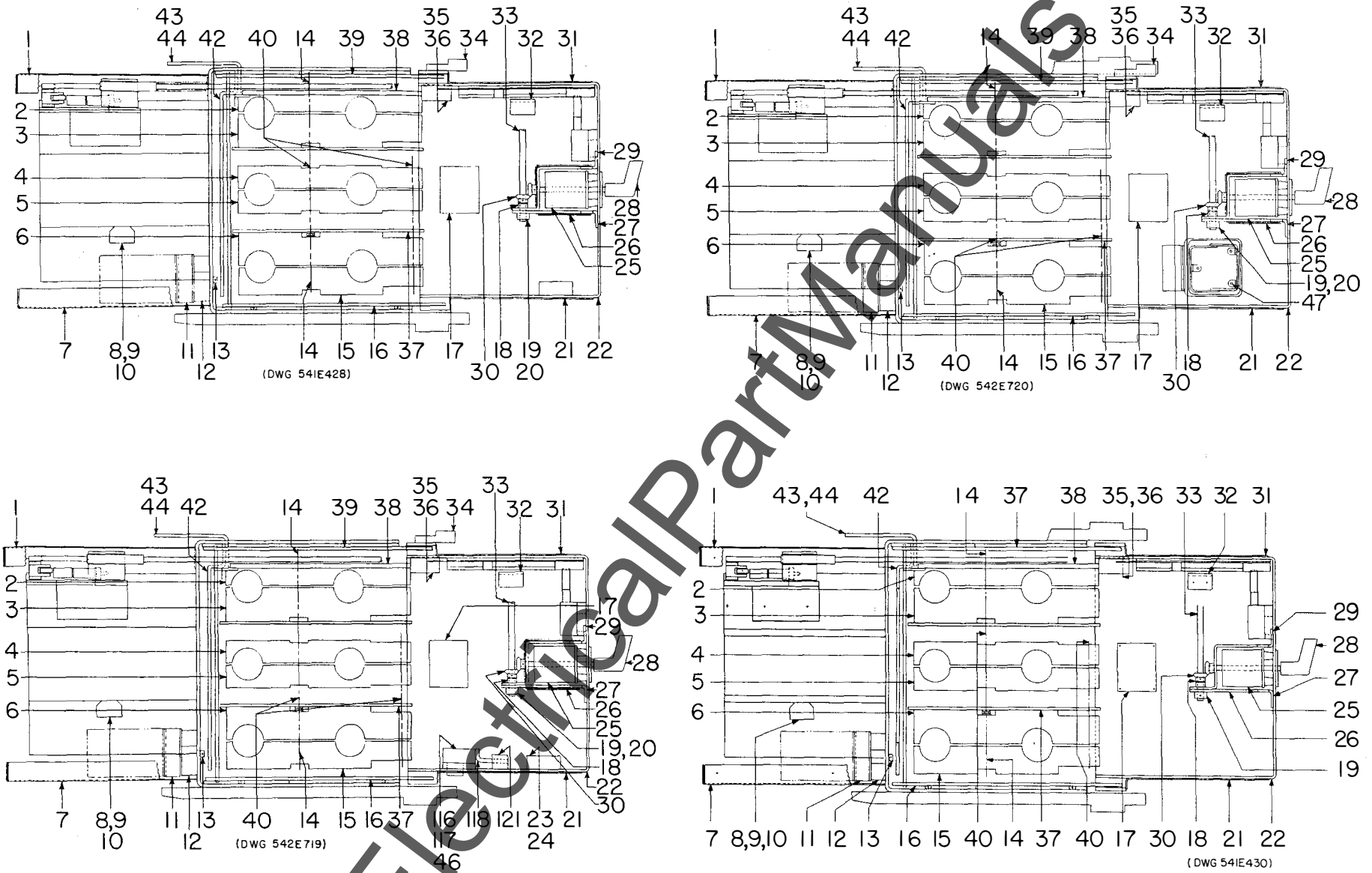


Fig. 1. Cross-sectional view of top. GM-7-0 (upper left), GM-7-1 (lower left), GM-7-2 (upper right), GM-7A-2 (lower right)

www.ElectricalPartManuals.com

TYPE GM-7 GROUND AND TEST DEVICE

GEF-3912

Fig. No.	Ref. No.	GM-7-0	GM-7-1	GM-7-2	GM-7A-2	No. Req.	Description
1	1	374A270P2	374A270P2	374A270P2	374A270P2	1	Cover (right)
1	2	6508769P2	6508769P2	6508769P2	6508769P2	1	Brace
1	3	6508769P1	6508769P1	6508769P1	6508769P1	1	Brace
1	4	6508612P2	6508612P2	6508612P2	6508612P2	1	Brace
1	5	6508612P1	6508612P1	6508612P1	6508612P1	1	Brace
1	6	6508638P2	6508638P2	6508638P2	6508638P2	1	Brace
1	7	374A270P1	374A270P1	374A270P1	374A270P1	1	Cover for mechanism (left)
1	8	6507829P3	6507829P3	6507829P3	6507829P3	1	Marking strip
1	9	6556276G26	6556276G26	6556276G26	6556276G26	1	Terminal board
1	10	6273142P2	6273142P2	6273142P2	6273142P2	1	Marking tag
1	11	374A283P1	374A283P1	374A283P1	374A283P1	1	Support
1	12	176V938P1	176V938P1	176V938P1	-----	4	Rubber shock
1	12	-----	-----	-----	176V938P1	1	Rubber shock
1	13	6152723P1	6152723P1	6152723P1	6152723P1	6	Wire clip
1	14	6477414ABP1	6477414ABP1	6477414ABP1	6477414ABP1	4	Stud
1	15	6508638P1	6508638P1	6508638P1	6508638P1	1	Brace
1	16	176V924	176V924	176V924	176V924	1	Outer barrier
1	18	6441994P1	6441994P1	6441994P1	6441994P1	1	Spacer
1	19	175V582	175V582	175V582	175V582	1	Spacer
1	21	374A269P1	374A269P2	374A269P1	374A269P3	1	Cover (left)
1	22	236C736G1	236C736G2	236C736G3	236C736G4	1	Front frame
1	23	6157223P2	6157223P2	-----	-----	1	Marking strip
1	24	6551084G1	6551084G1	-----	-----	1	Terminal board and point
1	25	395A895G2	6506301G2	6506301G2	6506301G2	1	SB-9 switch
1	26	374A229P1	374A229P1	374A229P1	374A229P1	1	Cover
1	27	374A230P2	374A230P2	374A230P2	374A230P2	1	Support for switch
1	28	-----	6402659G2	6402659G2	6402659G2	1	Handle
1	29	6508657P3	6508657P3	6508657P3	6508657P3	1	Support for switch
1	30	6441895P2	6441895P2	6441895P2	6441895P2	2	Bevel gear
1	31	383A990P1	374A268P1	374A268P2	392A277P1	1	Cover (right)
1	32	6442701P2	6442701P2	6442701P2	6442701P2	1	Angle
1	33	6442702P2	6442702P2	6442702P2	6442702P2	1	Pin
1	34	176V931	176V931	176V931	-----	1	Interlock block
1	35	6477424P4	6477424P4	6477424P4	6477424P4	4	Retaining ring
1	36	176V935P1	176V935P1	176V935P1	176V935P1	1	Pin
1	37	6442769	6442769	6442769	6442769	2	Inner barrier
1	38	374A213G1	374A213G1	374A213G1	374A213G1	1	Rod assembly
1	39	176V925	176V925	176V925	176V925	1	Outer barrier (right)
1	40	6477414ABP2	6477414ABP2	6477414ABP2	6477414ABP2	2	Stud
2	41	175V512P2	175V512P2	175V512P2	175V512P2	1	Washer
1	42	6441963	6441963	6441963	6441963	1	Connection bar
1	43	366A668P1	366A668P1	366A668P1	392A260P1	1	Ground bar
1	44	175V201P2	-----	-----	-----	4	Shim
1	44	-----	175V201P2	175V201P2	175V201P2	1	Shim
2	45	6477085	6477085	6477085	6477085	2	Spring
*	46	-----	383A906P3	-----	-----	1	Lock "C"
1	47	-----	-----	6443717	-----	3	Stud
4	48	-----	-----	-----	178V265	1	Crank
2	51	-----	-----	-----	392A257G2	1	Crank and pin
4	53	-----	-----	-----	6445100	2	Spacer
4	54	-----	-----	-----	GE3152	1	Twist-lock socket

* Not illustrated.

www.ElectricalPartManuals.com

TYPE GM-7 GROUND AND TEST DEVICE

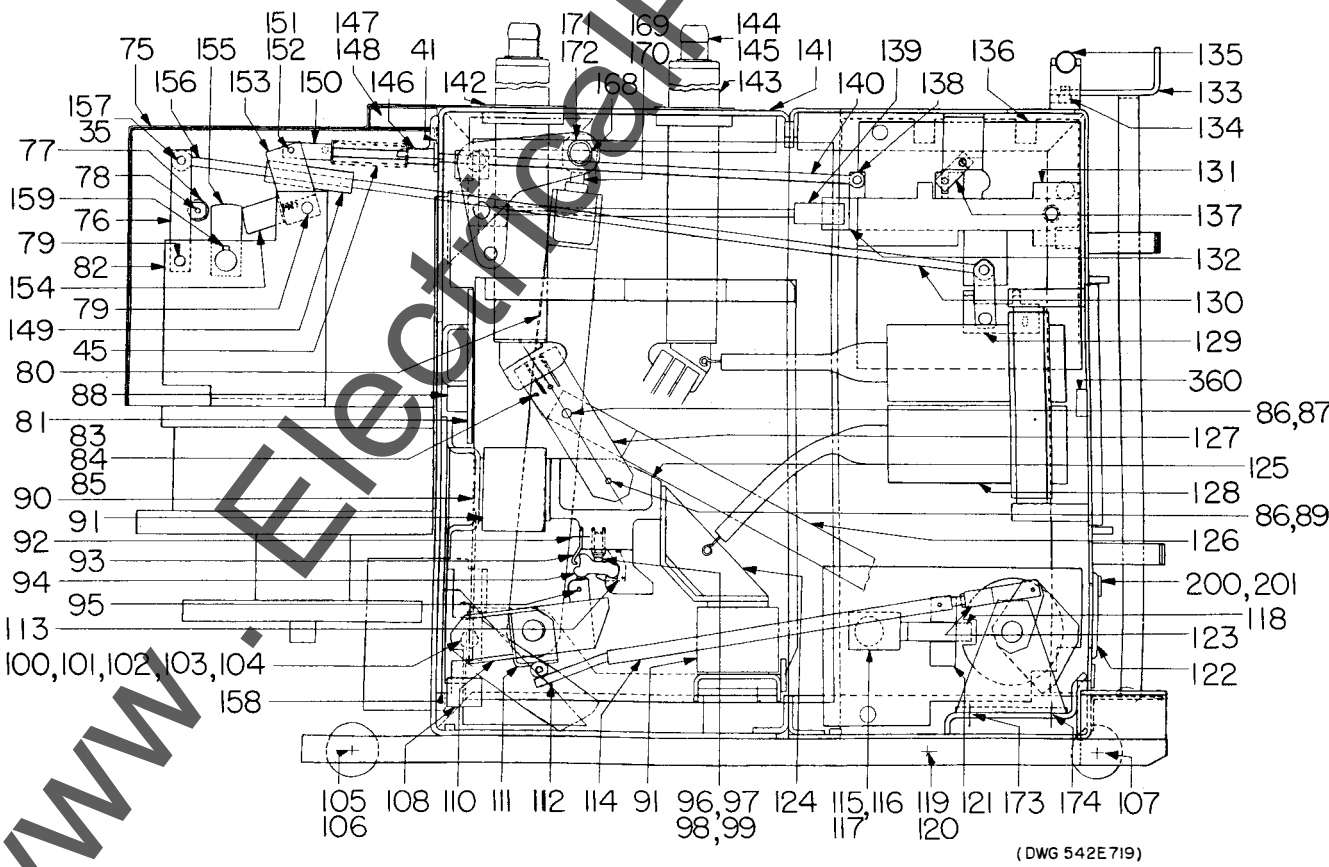
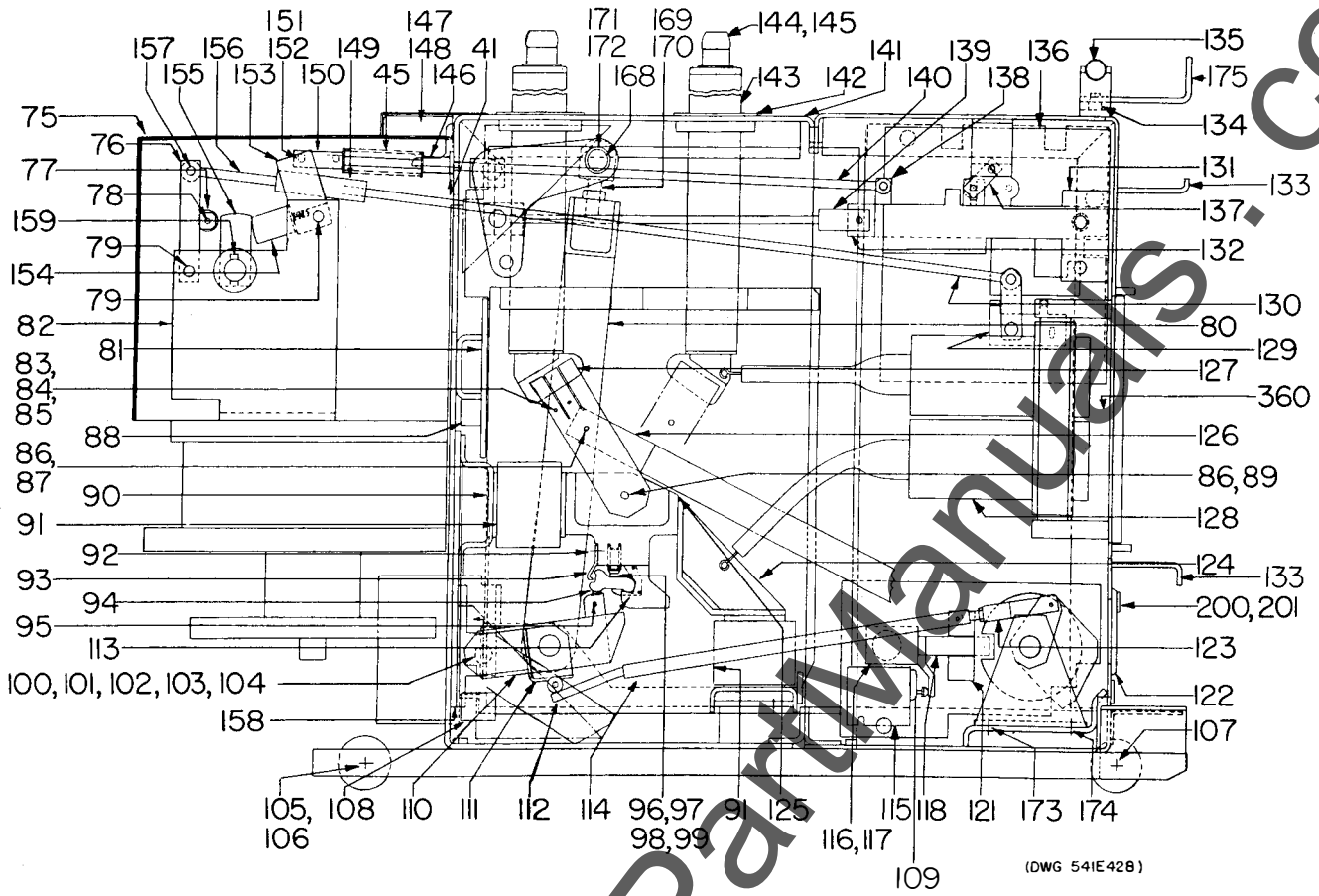


Fig. 2. Cross-sectional view of side. GM-7-0 (top), GM-7-1 (bottom)

www.ElectricalPartManuals.com

TYPE GM-7 GROUND AND TEST DEVICE

GEF 3912

Fig. No.	Ref. No.	GM-7-0	GM-7-1	GM-7-2	GM-7A-2	No. Req.	Description
2, 3	75	175V549	175V549	175V549	175V549	1	Front cover for mechanism
2, 3	76	374A266G1	374A266G1	374A266G1	374A266G1	1	Link and clevis assembly
2, 3	77	6445112	6445112	6445112	6445112	1	Roller
2, 3	78	6477427KBP9	6477427KBP9	6477427KBP9	6477427KBP9	1	Pin
2, 3	79	6477424P5	6477424P5	6477424P5	6477424P5	1	Retaining ring
2, 3	80	6508628G1	6508628G1	6508628G1	6508628G1	2	Operating rod
2, 3	81	6442771	6442771	6442771	6442771	1	Barrier
2, 3	82	374A279G1	374A279G1	374A279G1	374A279G1	1	Bracket and pin assembly
2, 3	83	6002721P118	6002721P118	6002721P118	6002721P118	9	Spacer
2, 3	84	6244399	6244399	6244399	6244399	18	Spring washer
2, 3	85	6442946P1	6442946P1	6442946P1	6442946P1	9	Screw
2, 3	86	6043619	6043619	6043619	6043619	6	Nut
2, 3	87	6477401CAP5	6477401CAP5	6477401CAP5	6477401CAP5	3	Spacer
2, 3	88	6442770	6442770	6442770	6442770	1	Support
2, 3	89	2457951	2457951	2457951	2457951	6	Spring washer
2, 3	90	6441968	6441968	6441968	6441968	3	Mounting bracket
2, 3	91	6018935G5	6018935G5	6018935G5	6018935G5	6	Insulating unit
2, 3	92	6008842P22	6008842P22	6008842P22	6008842P22	9	Bolt
2, 3	93	6370706P1	6370706P1	6370706P1	6370706P1	3	Contact retainer
2, 3	94	6551085G1	6551085G1	6551085G1	6551085G1	24	Contact finger
2, 3	95	6076405P542	6076405P542	6076405P542	6076405P542	3	Pin
2, 3	96	6440189	6440189	6440189	6440189	12	Spring washer
2, 3	97	6440167	6440167	6440167	6440167	12	Bridge
2, 3	98	6371353	6371353	6371353	6371353	12	Connection spring
2, 3	99	6442910	6442910	6442910	6442910	12	Spring guide
2, 3	100	6477412AAP19	6477412AAP19	6477412AAP19	6477412AAP19	1	Bolt
2, 3	101	6477412AAP20	6477412AAP20	6477412AAP20	6477412AAP20	2	Bolt
2, 3	102	6172976	6172976	6172976	6172976	6	Spring
2, 3	103	6243035	6243035	6243035	6243035	6	Cup bearing
2, 3	104	6508631G1	6508631G1	6508631G1	6508631G1	3	Bearing block
2, 3	105	175V238P2	175V238P2	175V238P2	175V238P2	2	Guide
2, 3	106	6076403P333	6076403P333	6076403P333	6076403P333	2	Rear axle
2, 3	107	-----	6597297P2	6597297P2	6597297P2	2	Front axle
2, 3	108	6442860	6442860	6442860	6442860	4	Plexiglass fastener
2, 3	109	6353582G1	-----	-----	-----	1	SB Switch
2, 3	110	6514174G1	6514174G1	6514174G1	6514174G1	3	Contact arm
2, 3	111	6551090G1	6551090G1	6551090G1	6551090G1	1	Indicating link
2, 3	112	6508675G1	6508675G1	6508675G1	6508675G1	1	Indicator rod
2, 3	113	6245410	6245410	6245410	6245410	6	Contact plate
2, 3	114	6441920P3	6441920P3	6441920P3	6441920P3	1	Insulation
2, 3	115	236C772P18	-----	-----	-----	1	Cover
2, 3	116	6445119P3	6445119P3	-----	-----	2	Spacer for lock
2, 3	117	6445119P1	6445119P1	-----	-----	2	Spacer for lock
2, 3	118	236C772G3	176V904P1	-----	-----	2	Bolt extension
2, 3	119	6445099	6445099	6445099	6445099	4	Spacer
2, 3	120	174V377	174V377	174V377	174V377	4	Screw
2, 3	121	176V905P1	176V905P1	-----	-----	2	Keeper
2, 3	122	6551019P2	6551019P2	6551019P2	6551019P2	1	Window
2, 3	123	6441922P3	6441922P3	6441922P3	6441922P3	1	Coupling
2, 3	124	6508672G2	6508672G2	6508672G1	6508672G1	3	Support bracket
2, 3	125	6514163P2	6514163P2	6514163P2	6514163P3	3	Contact support

† 4 required for GM-7-1.

www.ElectricalPartManuals.com

TYPE GM-7 GROUND AND TEST DEVICE

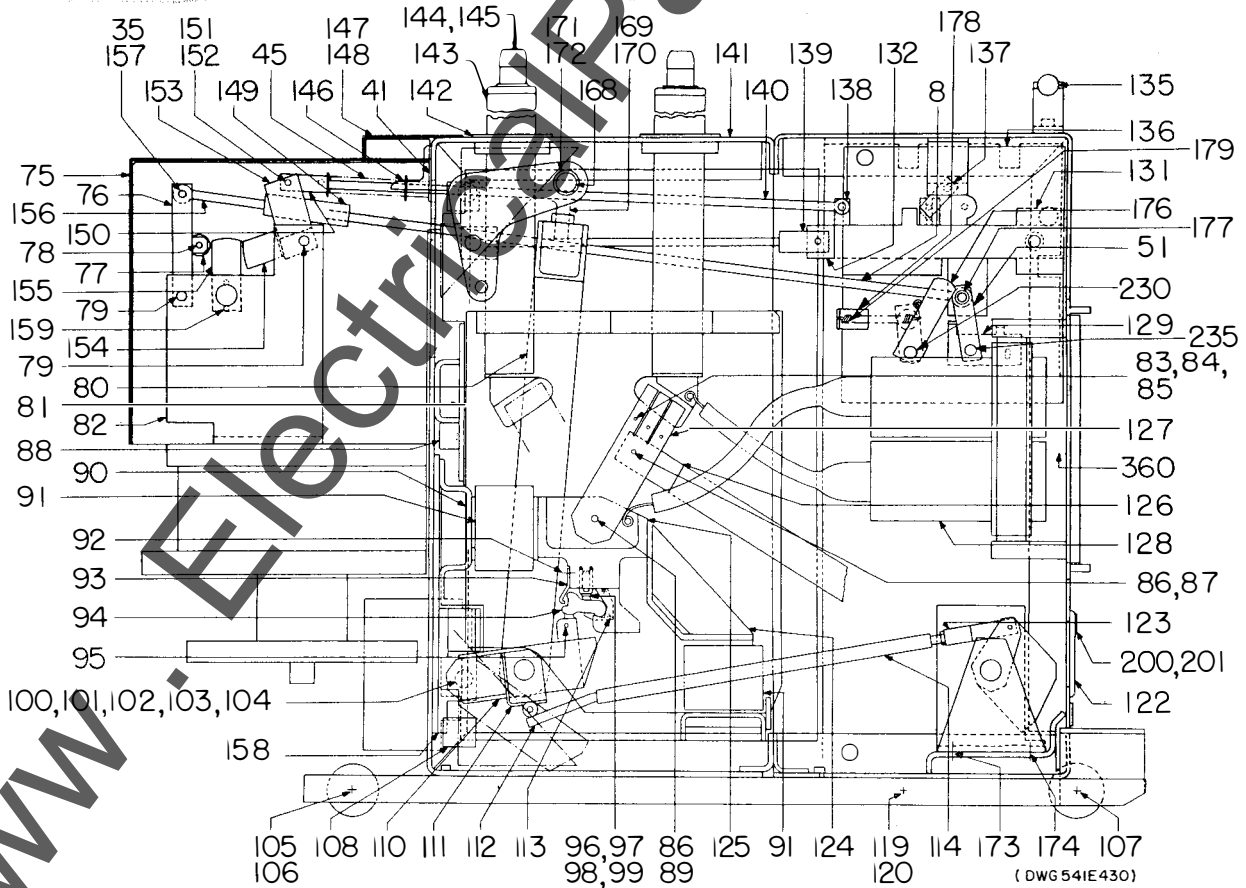
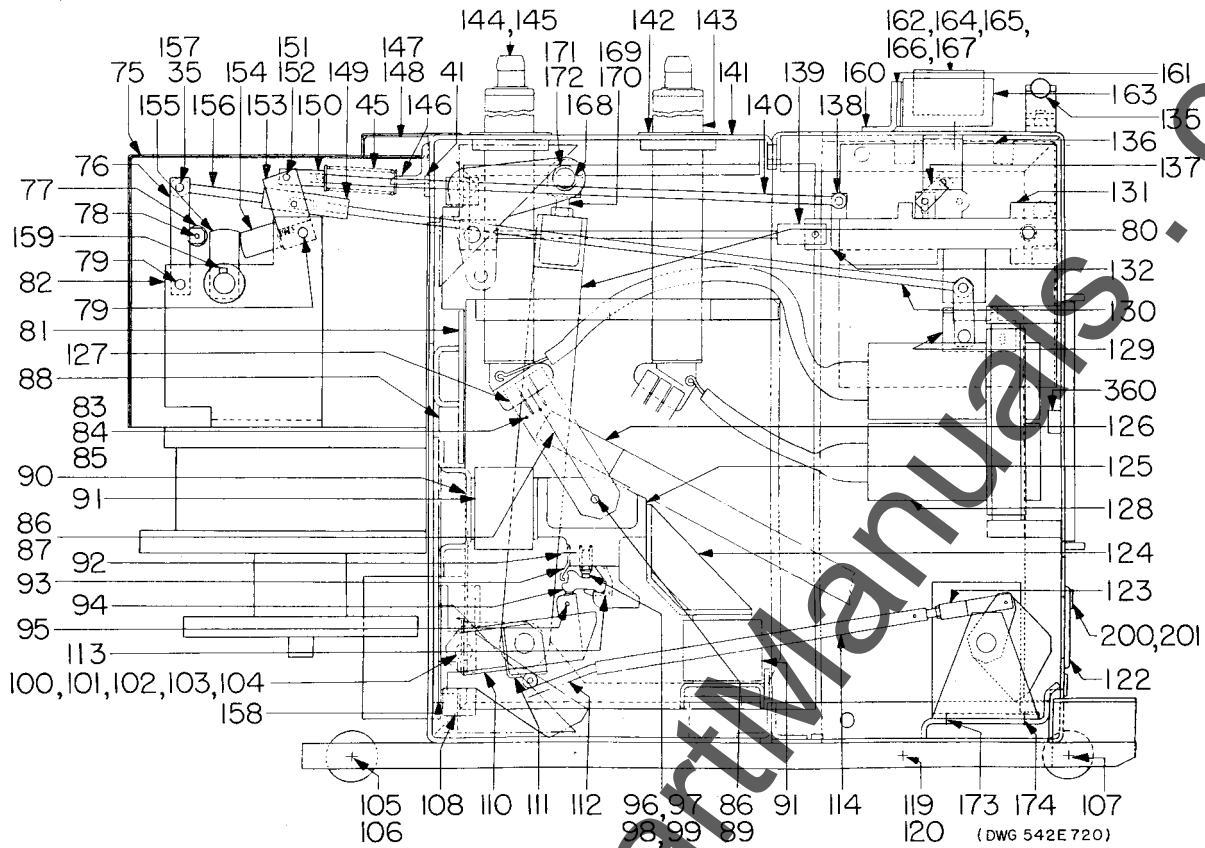


Fig. 3. Cross-sectional view of side. GM-7-2 (top), GM-7A-2 (bottom)

www.ElectricalPartManuals.com

TYPE GM-7 GROUND AND TEST DEVICE

GEF-3912

Fig. No.	Ref. No.	GM-7-0	GM-7-1	GM-7-2	GM-7A-2	No. Req.	Description
2,3	126	6508611G2	6508611G2	6508611G2	6508611G2	3	Selector rod
	127	6557240G1	6557240G1	6557240G1	6557240G1	6	Selector block
2,3	128	236C715G1	236C715G1	236C715G2	236C715G3	1	Test connection
2,3	129	176V907P1	176V907P1	176V907P1	176V907P3	1	Stop
2,3	130	366A640G2	366A640G2	366A640G2	-----	1	Eyebolt
2,3	131	374A275P1	383A901P1	383A901P1	383A901P1	1	Guide
2,3	132	175V592	175V592	175V592	175V592	1	Slide
2,3	133	236C772P26	374A272G1	-----	-----	§1	Cable rack
2,3	134	176V901	176V901	-----	-----	2	Stud
2,3	135	374A280G1	374A280G1	374A280G1	374A280G1	1	Handle
2,3	136	374A271P1	374A271P1	374A271P1	392A257G1	1	Plate
2,3	137	374A209G2	374A209G2	374A209G2	374A209G2	1	Arm
2,3	138	374A276G1	374A276G1	374A276G1	374A276G1	1	Slide assembly
2,3	139	176V923	176V923	176V923	176V923	1	Clevis
2,3	140	366A640G1	366A640G1	366A640G1	366A640G1	1	Eyebolt
2,3	141	215D434G1	215D434G1	215D434G1	215D434G2	1	Middle frame
2,3	142	6412269P2	6412269P2	6412269P2	6412269P2	2	Brace
2,3	143	264B147	264B147	264B147	264B147	6	Bushing
2,3	144	6508719P6	6508719P6	6508719P6	6508719P6	6	Contact tip (2000 ampere)
2,3	145	6508719P5	6508719P5	6508719P5	6508719P5	6	Contact tip (1200 ampere)
2,3	146	175V531P6	175V531P6	175V531P6	175V531P6	1	Spacer
2,3	147	236C773P17	236C773P17	236C773P17	236C773P17	1	Support assembly (left)
2,3	148	236C773P18	236C773P18	236C773P18	236C773P18	1	Support assembly (right)
2,3	149	176V903	176V903	176V903	176V903	1	Coupling
2,3	150	176V594	176V594	176V594	176V594	1	Coupling
2,3	151	176V918	176V918	176V918	176V918	1	Pin
2,3	152	6477424P3	6477424P3	-----	6477424P3	2	Retaining ring
2,3	152	-----	-----	6477424P3	-----	4	Retaining ring
2,3	153	176V919	176V919	176V919	176V919	1	Guide
2,3	154	175V596	175V596	175V596	175V596	1	Stop
2,3	155	175V595	175V595	175V595	175V595	1	Pawl
2,3	156	6445084P2	6445084P2	6445084P2	6445084P2	1	Eyebolt
2,3	157	6076404P124	6076404P124	6076404P124	6076404P124	1	Pin
2,3	158	176V936P2	176V936P2	176V936P2	176V936P2	6	Shim
2,3	159	6477431P2	6477431P2	6477431P2	6477431P2	1	Key
2,3	160	-----	-----	176V945	-----	1	Bracket
2,3	161	-----	-----	6557827P1	-----	4	Shim
2,3	162	-----	-----	6505244P1	-----	1	Socket
2,3	163	-----	-----	6545888P2	-----	1	Secondary housing
2,3	164	-----	-----	6597268AA	-----	1	Secondary coupling contact shield
2,3	165	-----	-----	366A234P1	-----	8	Contact nut
2,3	166	-----	-----	366A234P2	-----	8	Contact nut
2,3	167	-----	-----	6319964P2	-----	16	Contact plug
2,3	168	6441880P3	6441880P3	6441880P3	6441880P3	1	Shaft
2,3	169	6442867	6442867	6442867	6442867	2	Eyebolt
2,3	170	6441888	6441888	6441888	6441888	2	Bushing
2,3	171	6000003P176	6000003P176	6000003P176	6000003P176	1	Spacer (upper)
2,3	172	3663094P169	3663094P169	3663094P169	3663094P169	2	Spacer (upper)
2,3	173	6442752P5	6442752P5	6442752P5	6442752P5	1	Stop bolt (long)
2,3	174	6442752P4	6442752P4	6442752P4	6442752P4	1	Stop bolt (short)
2,3	175	236C772P27	-----	-----	-----	1	Cable rack (top)
2,3	176	-----	-----	-----	383A943P2	1	Cam
2,3	177	-----	-----	-----	383A943P3	1	Roller
2,3	178	-----	-----	-----	383A943P1	1	Spring clip
2,3	179	-----	-----	-----	6551742	1	Spring
2,3	180	-----	-----	-----	366A640G3	1	Eyebolt

§ 5 required for GM-7-0.

www.ElectricalPartManuals.com

www.ElectricalPartManuals.com

TYPE GM-7 GROUND AND TEST DEVICE

GEF-3912

Fig. No.	Ref. No.	GM-7-0	GM-7-1	GM-7-2	GM-7A-2	No. Req.	Description
2,3	200	6445119P2	-----	-----	-----	4	Spacer for lock
2,3	200	-----	6445119P2	-----	-----	1	Spacer for lock
2,3	200	-----	-----	6445119P2	6445119P2	2	Spacer for lock
2,3	201	-----	-----	176V922	-----	1	Lead receptacle
4	202	374A257P1	374A257P1	374A257P1	374A257P1	1	Front cover
4	205	6477427KAP3	6477427KAP3	6477427KAP3	6477427KAP3	1	Pin
4	206	6477401BAP27	6477401BAP27	6477401BAP27	6477401BAP27	1	Spacer
4	207	6508674G1	6508674G1	6508674G1	6508674G1	1	Semaphore
4	208	6442762	6442762	6442762	6442762	2	Bracket
4	209	-----	-----	6442764	6442764	1	Plate for interlock
4	210	6442763	6442763	6442763	6442763	3	Toggle crank
4	211	6477427KAP23	6477427KAP23	-----	-----	2	Pin
4	211	-----	-----	6477427KAP23	6477427KAP23	3	Pin
4	212	6597296P6	6597295P1	6597295P1	6597295P1	Δ 4	Wheel
4	213	6597282AA	6597282AA	6597282AA	6597282AA	1	Support for wheel (left)
4	216	6508682G1	6508682G1	6508682G1	6508682G1	1	Semaphore (Bus and line)
4	218	6597282AB	6597282AB	6597282AB	6597282AB	1	Support for wheel (right)
4	219	6597296P5	6597296P1	6597296P1	6597296P1	2	Caster assembly
4	220	374A273G2	374A273P1	-----	-----	1	Plate and stud assembly
4	221	176V912	-----	-----	-----	1	Pin
4	221	-----	176V912	-----	-----	2	Pin
4	222	176V926	176V926	176V926	176V926	4	Key
4	223	6441938P2	6441938P3	6441938P2	6441938P2	1	Shaft for selector switch
4	224	374A274P1	383A900P1	-----	-----	1	Detent
4	225	6441929	6441929	6441929	6441929	4	Collar
4	228	6508650G3	6508650G3	6508650G3	392A253G2	1	Support for crank
4	229	175V247	175V247	175V247	175V247	† 2	Crank
4	230	6445101P2	6445101P2	6445101P2	6445101P1	1	Shaft
4	232	-----	175V246	175V246	6442360P5	1	Pin
4	233	-----	6442362P3	6442362P3	6442362P4	1	Roller
4	234	-----	6477400P3	6477400P3	6477400P3	1	Washer
4	235	6445116P1	6445116P1	6445116P1	178V267	1	Pin
4	236	176V916	176V940	176V940	176V940	1	Slide
4	237	175V283P2	-----	-----	-----	2	Lock shaft
4	237	-----	175V283P3	175V283P2	175V283P2	1	Lock shaft
4	238	-----	176V941	-----	-----	1	Lock spacer
4	243	176V921P1	176V921P1	-----	-----	1	Cable grip
4	244	176V928P1	176V928P1	-----	-----	1	Cable
4	245	176V927P1	176V927P1	-----	-----	1	Plug
4	246	6508295AAP17	6508295AAP17	-----	-----	2	Nut
4	247	-----	-----	-----	-----	1	Nameplate for ground switch
4	248	-----	-----	-----	-----	1	Nameplate for selector switch
4	249	-----	176V943P1	-----	-----	1	Spacer
4	250	-----	383A905P1	-----	-----	1	Detent
4	251	-----	383A902G1	-----	-----	1	Plate and stud assembly
4	252	236C772G5	-----	-----	-----	1	Trip latch
4	253	236C767P17	-----	-----	-----	2	Spacer
4	254	-----	-----	6442764	6442764	1	Plate for interlock
4	255	-----	-----	-----	6477400P6	2	Washer

Δ 2 required for GM-7-0.

† 1 required for GM-7-0 and -7A-2.

www.ElectricalPartManuals.com

TYPE GM-7 GROUND AND TEST DEVICE

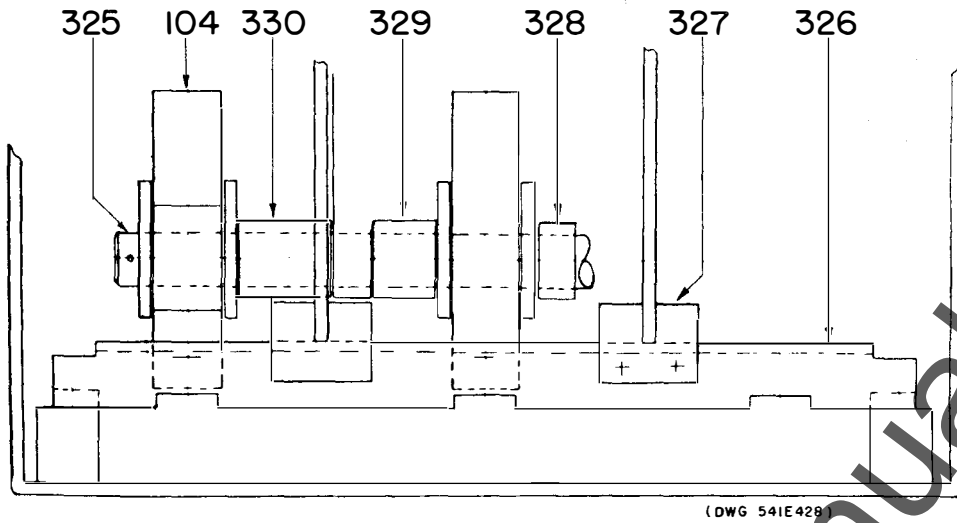


Fig. 5. Cross-section of shafts and spacers

Fig. No.	Ref. No.	GM-7-0	GM-7-1	GM-7-2	GM-7A-2	No. Req.	Description
5	325	6442911P1	6442911P1	6442911P1	6442911P1	1	Lower shaft
5	326	6508676G1	6508676G1	6508676G1	6508676G1	1	Channel
5	327	6442768	6442768	6442768	6442768	2	Support for barrier
5	328	3663094P192	3663094P192	3663094P192	3663094P192	1	Lower spacer
5	329	3663094P188	3663094P188	3663094P188	3663094P188	1	Spacer
5	330	3663094P468	3663094P468	3663094P468	3663094P468	2	Spacer

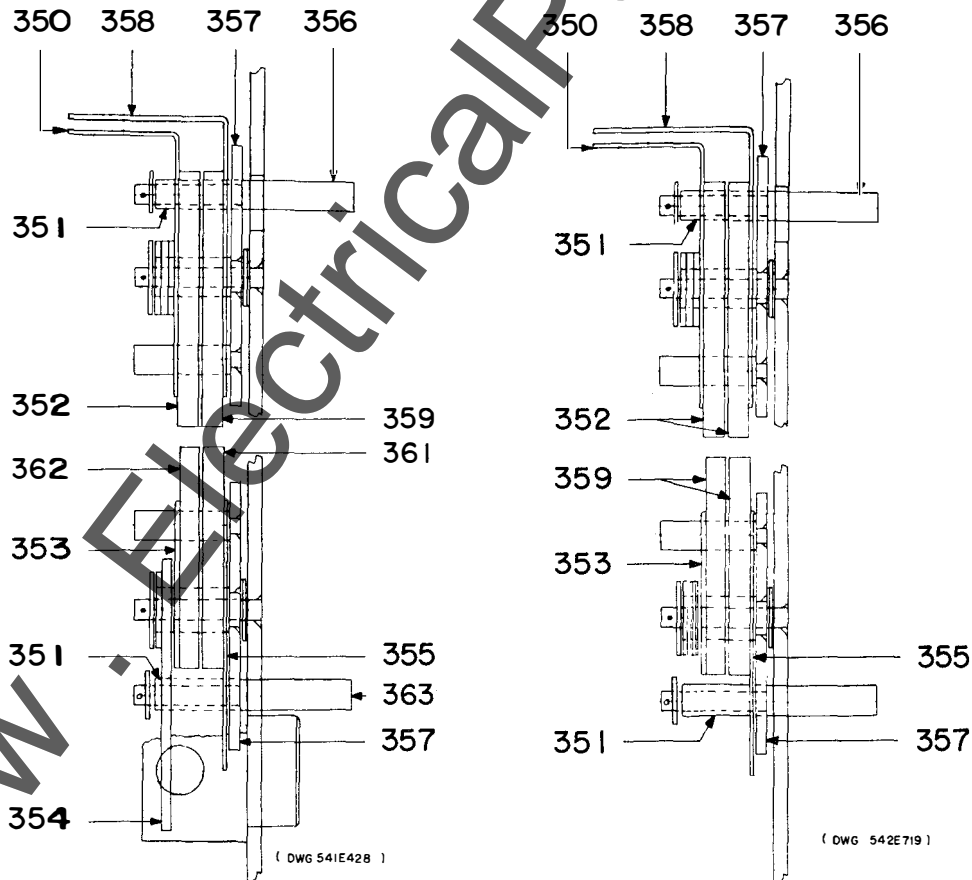


Fig. 6. Cross-section of bracket, plate and door assembly

www.ElectricalPartManuals.com

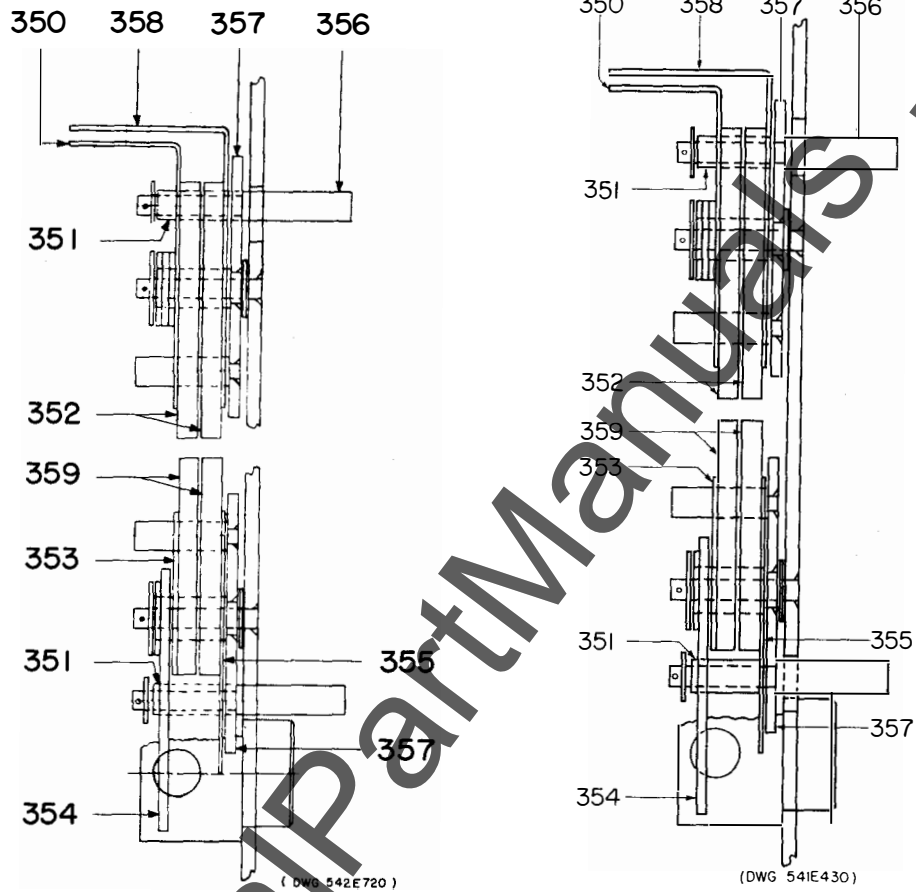


Fig. 6. Cross-section of bracket, plate and door assembly

Fig. No.	Ref. No.	GM-7-0	GM-7-1	GM-7-2	GM-7A-2	No. Req.	Description
6	350	374A255P1	374A255P1	374A255P1	374A255P1	1	Top inner bracket
6	351	176V934P1	176V934P1	176V934P1	176V934P1	2	Spacer
6	352	374A254P1	374A254P1	374A254P1	374A254P1	††2	Slide door
6	353	374A261P1	374A261P1	374A261P1	374A261P1	1	Bottom inner bracket
6	354	175V587	-----	175V587	175V587	1	Plate
6	355	374A262P1	374A262P1	374A262P1	374A262P1	1	Bottom outer bracket
6	356	176V914P1	176V914P1	176V914P1	176V914P1	2	Pin
6	357	374A258G1	374A258G1	374A258G1	374A258G1	††2	Pin and plate assembly
6	357	374A258G2	-----	-----	-----	1	Pin and plate assembly
6	358	374A256P1	374A256P2	374A256P2	374A256P2	1	Top outer bracket
6	359	374A254P2	374A254P2	374A254P2	374A254P2	††2	Slide door
6	360	374A257P2	374A257P2	374A257P2	374A257P2	1	Spacer
6	361	236C773P5	-----	-----	-----	1	Slide door
6	362	236C773P6	-----	-----	-----	1	Slide door
6	363	236C773P1	-----	-----	-----	1	Pin

††1 required for GM-7-0.

www.ElectricalPartManuals.com

TYPE GM-7 GROUND AND TEST DEVICE

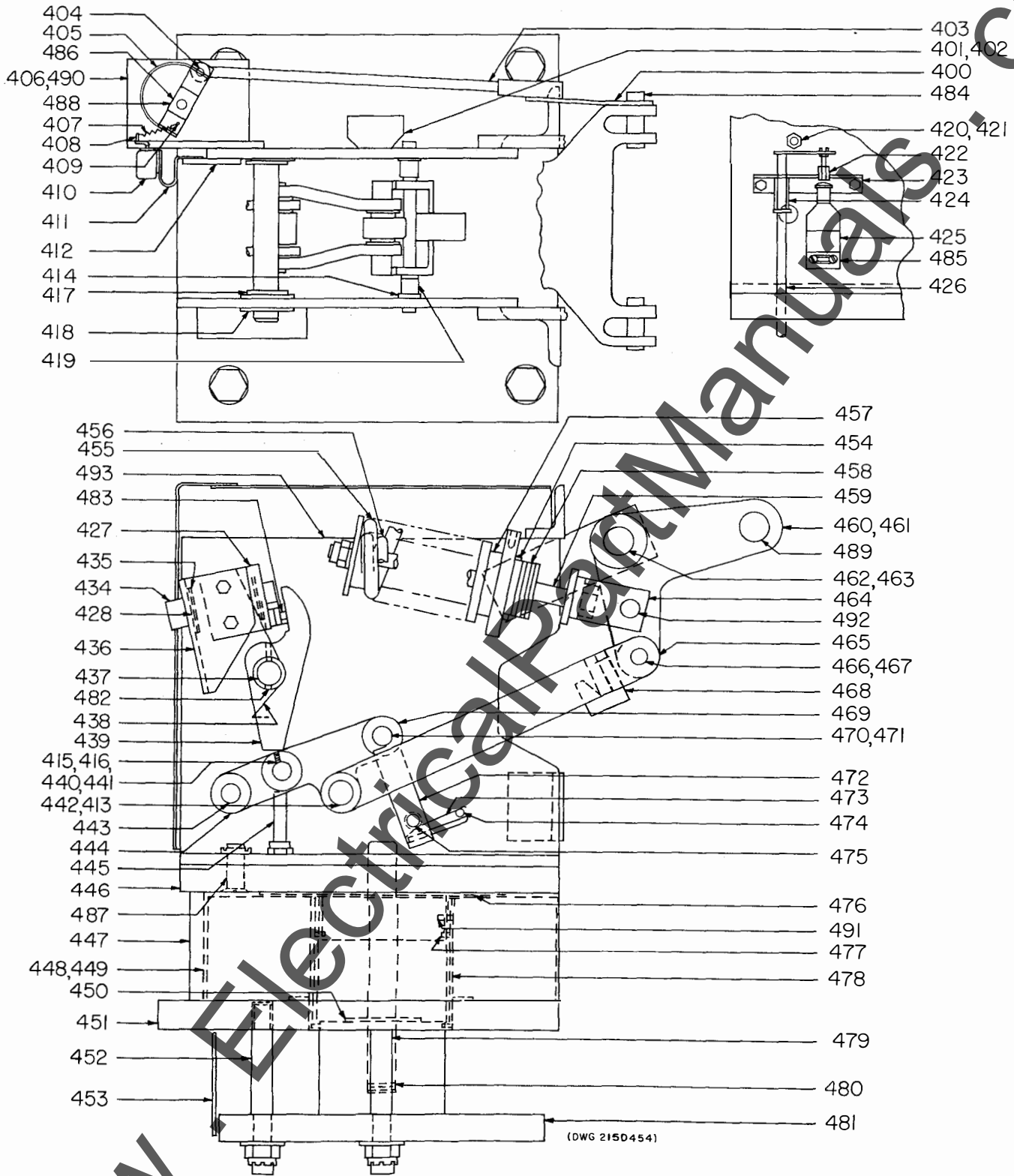


Fig. 7. Type MS-10B-1 solenoid mechanism

www.ElectricalPartManuals.com

TYPE GM-7 GROUND AND TEST DEVICE

GEF-3912

TYPE MS-10B-1 SOLENOID MECHANISM

Fig. No.	Ref. No.	Cat. No.	No. Req.	Description
7	400	6371478G1	1	Coupling
7	401	6556276G84	1	Terminal board and hardware
7	402	6507829P1	1	Marking strip
7	403	175V589	1	Eyebolt
7	404	6056164	1	Pin
7	405	6557052G1	1	Semaphore
7	406	374A247P1	1	Bracket
7	407	6176838	1	Spring
7	408	6245825	1	Pin
7	409	6442807	1	Pin
7	410	6370725P1	1	Operation counter
7	411	6243920	1	Support
7	412	175V588	1	Strap
7	413	6477418BAP15	1	Needle bearing
7	414	6008491P10	15	Washer
7	415	6002721P391	2	Spacer
7	416	6477418BAP10	1	Needle bearing
7	417	490072	8	Washer
7	418	6477418AAP2	2	Ball bearing
7	419	6076413P279	2	Spacer
7	420	6440905	1	Buffer
7	421	6440938	1	Stop stud
7	422	6440904	1	Adjusting stud
7	423	6370592P1	1	Bracket
7	424	6370610	1	Spring
7	425	6412114P2	1	Cut-off switch
7	426	6476341G1	1	Operating rod
7	427	6055109	1	Support
7	428	6048842P1	2	Washer
7	429	6275070G1	1	Trip coil, 24-volt d-c
7	430	6275070G2	1	Trip coil, 48-volt d-c
7	431	6174582G1	1	Trip coil, 125-volt d-c
7	432	6174582G2	1	Trip coil, 250-volt d-c
7	433	6174582G14	1	Trip coil, 230-volt d-c
7	434	6508713G1	1	Armature and plunger assembly
7	435	6048842P2	1	Washer
7	436	6055108	1	Support
7	437	175V558	1	Shaft
7	438	6172825P1	1	Spring
7	439	6551028AHP1	1	Latch
7	440	6441148	1	Pin
7	441	6177015P12	2	Washer
7	442	6440148	2	Pin
7	443	6440154	1	Pin
7	444	6370579G1	1	Yoke
7	445	6440137	1	Stud
7	446	6476700P6	1	Plate and pole piece
7	447	6370581P1	1	Pot
7	448	6306764G3	1	Closing coil, 125-volt d-c
7	449	6306764G4	1	Closing coil, 250-volt d-c
7	450	6300942P13	1	Washer
7	451	6370582P1	1	Bottom plate
7	452	6440143P2	2	Stud
7	453	6318278P1	1	Cover
7	454	6370572P2	2	Washer
7	455	6301377	1	Spring
7	456	6370617	1	Spring
7	457	6476714P1	1	Guide for spring
7	458	6370572P4	6	Buffer washer
7	459	6477412ABP17	1	Bolt
7	460	6421847G2	1	Crank assembly (left)
7	461	6421847G1	1	Crank assembly (right)
7	462	6076409P188	1	Pin
7	463	6008491P2	8	Washer

www.ElectricalPartManuals.com

TYPE GM-7 GROUND AND TEST DEVICE

TYPE MS-10B-1 SOLENOID MECHANISM (CONT'D)

Fig. No.	Ref. No.	Cat. No.	No. Req.	Description
7	464	6440134	1	Yoke
7	465	6508678P1	1	Link
7	466	6076406P118	1	Pin
7	467	6008491P3	4	Washer
7	468	6442776	1	Insulation
7	469	6318160P1	1	Link
7	470	6371491P12	1	Pin
7	471	6193968P125	2	Retaining ring
7	472	6370577G1	1	Prop
7	473	6301380	1	Spring
7	474	6440990	1	Pin
7	475	6440987	1	Pin
7	476	6046816P1	4	Shim
7	477	6476710P1	2	Piston ring
7	478	6440951	1	Tube
7	479	6370590	1	Plunger
7	480	6370572P3	8	Washer
7	481	6476712G1	1	Armature and plate
7	482	6075992P11	1	Key
7	483	6008842P22	1	Stop screw
7	484	6076406P120	1	Pin
7	485	6370501P1	2	Screw
7	486	6508728P1	1	Crank
7	487	6476364P1	3	Screw
7	488	6442826	1	Nut
7	489	6370567P59	2	Bushing
7	490	6577001G1	1	Auxiliary switch
7	491	6477415P3	3	Groov-pin
7	492	6076407P195	1	Pin
7	493	6421846P7	1	Frame

www.ElectricalPartManuals.com

www.ElectricalPartManuals.com

WHEN YOU NEED SERVICE

IF YOU NEED TO REPAIR, recondition, or rebuild any electric apparatus, a G-E service shop near you is available day and night, seven days a week, for work in the shops or on your premises. Latest factory methods and genuine G-E renewal parts are used to maintain the original performance of your G-E equipment. For full information about these services, contact the nearest service shop or sales office listed below:

APPARATUS SERVICE SHOPS

- Atlanta—Chamblee, Ga.....4639 Peachtree Indus. Blvd.
 Baltimore 30, Md.....920 E. Fort Ave.
 Boston—Medford 55, Mass.....Mystic Valley Pkwy.
 Buffalo 11, N. Y.....318 Urban St.
 Charleston 28, W. Va...306 MacCorkle Ave., S.E.
 Charlotte, N. C.....2328 Thrift Road
 Chicago 80, Ill.....849 S. Clinton St.
 Cincinnati 2, Ohio.....444 W. Third St.
 Cleveland 4, Ohio.....4966 Woodland Ave.
 Columbus 15, Ohio.....213 Cozzens St.
 Dallas 9, Texas.....3202 Manor Way
 Denver 5, Colo.....3353 Lorimer St.
 Detroit 2, Mich.....5950 Third Ave.
 Houston 20, Texas...5534 Harvey Wilson Drive
 Johnstown, Pa.....841 Oak St.
 Kansas City 8, Mo.....819 E. 19th St.
 Los Angeles 1, Calif.....6900 Stanford Ave.
 Milwaukee 3, Wisc.....940 W. St. Paul Ave.
 Minneapolis 12, Minn.....2025 49th Ave., N.
 New York 14, N. Y.....416 W. 13th St.
 Philadelphia 23, Pa.....429 N. Seventh St.
 Pittsburgh 6, Pa.....6519 Penn Ave.
 Portland 18, Oregon...2727 N.W. 29th Ave.
 Richmond 24, Va.....1403 Ingram Ave.
 St. Louis 10, Mo.....1115 East Road
 San Francisco 3, Calif.....1098 Harrison St.



For service outside the United States, Canada, and Hawaii, consult the nearest office of the International General Electric Company.

- Salt Lake City 4, Utah...301 S. Seventh West St.
 Seattle 4, Wash.....3422 First Ave., S.
 Spokane 3, Wash.....S. 155 Sherman St.
 Toledo 4, Ohio.....1 So. St. Clair St.
 York, Pa.....54 N. Harrison St.
 Youngstown 5, Ohio...272 E. Indianola Ave.

APPARATUS SALES OFFICES

- Abilene, Texas.....442 Cedar St.
 Akron 8, Ohio.....335 S. Main St.
 Albany 7, N. Y.....90 State St.
 Albuquerque, N. Mex.....323 Third St., S.W.
 Alexandria, La.....720 Murray St.
 Allentown, Pa.....1014 Hamilton St.
 Amarillo, Texas.....719 Amarillo Bldg.
 Appleton, Wisc.....531 W. College Ave.
 Atlanta 3, Ga...Peachtree Rd. at 28th St., N.W.
 Augusta, Ga.....423 Masonic Bldg.
 Augusta, Me.....15 Grove St.
 Bakersfield, Calif.....211 E. 18th St.
 Baltimore 1, Md.....111 Pork Ave.
 Bangor, Maine.....77 Central St.
 Bottle Creek, Mich.....25 W. Michigan Ave.
 Beaumont, Texas...1385 Colder Ave.
 Binghamton, N. Y.....19 Chenango St.
 Birmingham 3, Ala.....1804 Seventh Ave., N.
 Bismarck, N. Dak.....117 1/2 Fifth St.
 Bluefield, W. Va. P.O. Box 447, Appalachian Bldg.
 Boston 1, Mass.....140 Federal St.
 Buffalo 3, N. Y.....535 Washington St.
 Butte, Mont. P.O. Box 836, 103 N. Wyoming St.
 Canton 2, Ohio.....700 Tuscarawas St., W.
 Cedar Rapids, Iowa...210 Second St., S.E.
 Charleston 28, W. Va. 306 MacCorkle Ave., S.E.
 Charlotte 1, N. C.....112 S. Tryon St.
 Charlottesville, Va.....123 E. Main St.
 Chattanooga 2, Tenn.....832 Georgia Ave.
 Chicago 80, Ill. P.O. Box 5970A, 840 S. Canal St.
 Cincinnati 2, Ohio...215 W. Third St.
 Cleveland 4, Ohio...4966 Woodland Ave.
 Columbia 1, S.C. P.O. Box 1434, 1420 Lady St.
 Columbus 15, Ohio...40 S. Third St.
 Corpus Christi, Texas...205 N. Chaparral
 Dallas 2, Texas...1801 N. Lamar St.
 Davenport, Iowa...511 Pershing Ave.
 Dayton 2, Ohio.....118 W. First St.
 Denver 2, Colo.....650 Seventeenth St.
 Des Moines 9, Iowa...505 W. Fifth Ave.
 Detroit 2, Mich.....700 Antoinette St.
 Duluth 2, Minn.....14 W. Superior St.
 Elmira, N. Y.....Main and Woodland Aves.
 El Paso, Texas.....109 N. Oregon St.
 Erie, Pa.....1001 State St.
 Eugene, Ore.....29 W. Eleventh St.
 Evansville 19, Ind...123 N.W. Fourth St.
 Fairmont, W. Va.....310 Jacobs Bldg., P.O. Box 1626
 Fergus Falls, Minn...108 N. Court Ave.
 Flint 3, Mich.....P.O. Box 197
 Hawaii: American Factors, Ltd., P. O. Box 3230, Honolulu 1
 Fort Wayne 2, Ind.....127 W. Berry St.
 Fort Worth 2, Texas...408 W. Seventh St.
 Fresno 1, Calif.....407 Patterson Bldg., Tulare and Fulton St.
 Grand Rapids 2, Mich. 148 Monroe Ave., N.W.
 Greensboro, N. C.....301 S. Elm St.
 Greenville, S. C.....108 W. Washington St.
 Hagerstown, Md.....Professional Arts Bldg.
 Harrisburg, Pa.....300 N. Second St.
 Hartford 3, Conn.....410 Asylum St.
 Houston 1, Texas...1312 Live Oak St.
 Huntsville, Ala.....1107 Times Bldg.
 Indianapolis 4, Ind...110 N. Illinois St.
 Jackson, Mich.....120 W. Michigan Ave.
 Jackson 1, Miss.....203 W. Capitol St.
 Jacksonville 2, Fla...700 E. Union St.
 Jamestown, N. Y. P.O. Box 548, 2 Second St.
 Johnson City, Tenn...321-323 W. Walnut St.
 Johnstown, Pa.....841 Oak St.
 Joplin, Mo. P.O. Box 931, 220 1/2 W. Fourth St.
 Kansas City 6, Mo...106 W. Fourteenth St.
 Knoxville 08, Tenn...602 S. Gay St.
 Lansing 8, Mich.....106 W. Allegan St.
 Lexington, Ky.....First National Bank Bldg.
 Lincoln 8, Nebr.....1001 "O" St.
 Little Rock, Ark.....103 W. Capitol Ave.
 Los Angeles 54, Calif...212 N. Vignes St.
 Louisville 2, Ky.....455 S. Fourth St.
 Macon, Ga.....682 Cherry St.
 Madison 3, Wisc.....16 N. Carroll St.
 Manchester, N. H.....875 Elm St.
 Medford, Ore., P.O. Box 1349, 205 W. Main St.
 Memphis 3, Tenn.....8 N. Third St.
 Miami 32, Fla.....25 S.E. Second Ave.
 Milwaukee 3, Wisc...940 W. St. Paul Ave.
 Minneapolis 3, Minn...12 S. Sixth St.
 Mobile 13, Ala.....54 St. Joseph St.
 Montgomery 4, Ala...205 Montgomery St.
 Nashville 3, Tenn...234 Third Ave., N.
 Newark 2, N. J.....744 Broad St.
 New Haven 6, Conn...129 Church St.
 New Orleans 12, La...837 Gravier St.
 New York 22, N. Y...570 Lexington Ave.
 Niagara Falls, N. Y...253 Second St.
 Norfolk 10, Va.....229 W. Bute St.
 Oakland 12, Calif...409 Thirteenth St.
 Oklahoma City 2, Okla...119 N. Robinson St.
 Omaha 2, Nebr.....409 S. Seventeenth St.
 Paducah, Ky...P.O. Box 1001, 231 S. Fourth St.
 Pasco, Wash.....421 W. Clark St.
 Peoria 2, Ill.....309 Jefferson Bldg.
 Philadelphia 2, Pa.....1405 Locust St.
 Phoenix, Ariz. P.O. Box 4037, 303 Luhrs Tower
 Pittsburgh 22, Pa.....535 Smithfield St.
 Portland 3, Maine...477 Congress St.
 Portland 7, Ore.....920 S.W. Sixth Ave.
 Portsmouth, Ohio. P.O. Box 37, 72 1/2 Sixth St.
 Providence 3, R. I...Industrial Trust Bldg.
 Raleigh, N. C.....336 Fayetteville St.
 Reading, Pa.....31 N. Sixth St.
 Richmond 17, Va.....700 E. Franklin St.
 Riverside, Calif...3808 Main St.
 Roanoke 16, Va.....920-924 S. Jefferson St.
 Rochester 4, N. Y...89 E. Ave.
 Rockford, Ill.....110 S. First St.
 Rutland, Vt.....38 1/2 Center St.
 Sacramento 14, Calif...626 Forum Bldg.
 Saginaw, Mich.....501 Beeringer Bldg.
 St. Louis 2, Mo.....112 N. Fourth St.
 Salt Lake City 9, Utah...200 S. Main St.
 San Antonio 5, Texas...310 S. St. Mary's St.
 San Diego 1, Calif...1240 Seventh Ave.
 San Francisco 6, Calif...235 Montgomery St.
 San Jose 10, Calif...460 Park Ave.
 Savannah, Ga.....4 E. Bryan St.
 Seattle 4, Wash.....710 Second Ave.
 Shreveport, La.....910 Shelby Bldg.
 Sioux City 13, Iowa...572 Orpheum Electric Bldg.
 Sioux Falls, S. D...306 South Phillips Ave.
 South Bend 1, Ind...112 W. Jefferson Blvd.
 Spokane 8, Wash.....S. 162 Post St.
 Springfield, Ill.....607 E. Adams St.
 Springfield 3, Mass...1387 Main St.
 Stockton, Calif.....11 So. San Joaquin St.
 Syracuse 2, N. Y.....113 S. Salina St.
 Tacoma 1, Wash.....1202 Washington Bldg.
 Tampa 6, Fla.....1206 North A St.
 Toledo 4, Ohio.....420 Madison Ave.
 Trenton 8, N. J.....214 E. Hanover St.
 Tulsa 3, Okla.....320 S. Boston Ave.
 Tucson, Ariz. P.O. Box 710, 650 N. Sixth Ave.
 Utica 2, N. Y.....258 Genesee St.
 Washington 5, D.C...777-14th St., N.W.
 Waterbury 89, Conn...111 W. Main St.
 Waterloo, Iowa...206 W. 4th St.
 Wenatchee, Wash...328 N. Wenatchee Ave.
 Wheeling, W. Va.....40 Fourteenth St.
 Wichita 2, Kan.....200 E. First St.
 Williamston, N. C...115 E. Main St.
 Wilmington 98, Del...1326 N. Market St.
 Worcester 8, Mass...507 Main St.
 York, Pa.....56 N. Harrison St.
 Youngstown 5, Ohio...272 E. Indianola Ave.

MEDIUM VOLTAGE SWITCHGEAR DEPARTMENT, GENERAL ELECTRIC COMPANY, PHILADELPHIA, PA.

www.ElectricalPartManuals.com