



# NQOD




## Circuit Breaker Panelboards



# NQOD

# Ready-to-Assemble... or Factory Assembled

## NQOD Circuit Breaker Panelboards



SQUARE D® has taken the industry's most popular line of 240V. ac maximum panelboards and made dramatic improvements.

Look what you get when you supply our new NQOD panelboard:

- Plug-on QO® or bolt-on QOB branch circuit breakers.
- Main lugs (100-600A.) or main breaker (100-400A.) construction. 225-400A. main lug interiors are field convertible to main breaker construction.
- Top or bottom feed — same interior.
- Main breakers with field installable or factory installed accessories.
- A wide variety of main breaker ratings (400A. maximum).
- Removable endwalls... one endwall blank, knockouts on the other.
- Compression lugs.
- 14" or 20" wide enclosures.

Add split neutrals (100-225A. interiors), 200,000 short circuit current rating (IFL or IKL main breaker applications), elimination of interior mounting brackets, MONO-FLAT® fronts (100-225A.) and smaller box sizes.


## Your Choice of Plug-On or Bolt-On Circuit Breakers

NQOD combination interiors will accept either plug-on QO or bolt-on QOB branch circuit breakers.

QO and QOB circuit breakers feature our exclusive VISI-TRIP® indicator. When a breaker trips the handle snaps to a mid-point between on and off and a highly visible indicator springs into view.

Ampere ratings have been increased. 2-pole QO and QOB circuit breakers are available up to 125A. 3-pole QO and QOB breakers are available up to 100A.



What this means to you and your customers is increased versatility and increased capacity.




# Have it Your Way

Flexibility. Availability. Dependability.  
Unmatched SQUARE D® quality.  
You're in control.  
And that's what "THE COMPETITIVE  
EDGE" is all about.


225-400A.  
Convertible  
Main Lugs or  
Main Breaker



Factory Installed  
Main Lugs  
or Main Breaker




## Branch Circuit Breakers



# Accessories You Choose

Sub-feed Lug Kit



Branch Sub-feed Lug Kit



Equipment Ground Bar



Type VCEL Compression Equipment Terminals



LAL Series Accessories




GFI Circuit Breakers



Key Operated Circuit Breakers



Remote Control Circuit Breakers



EPD Circuit Breakers





Auxiliary Contacts




Shunt Trip Circuit Breakers






# Features You Want



**225A.  
Main  
Breaker**



**400A.  
Main  
Lugs**





**NQOD**

## **NQOD Application Data**

## **Specification Check List**

