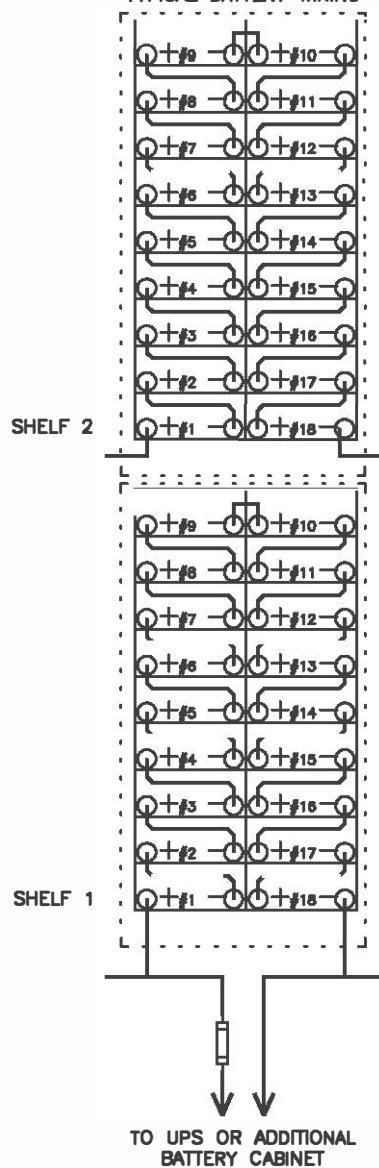


TYPICAL BATTERY WIRING

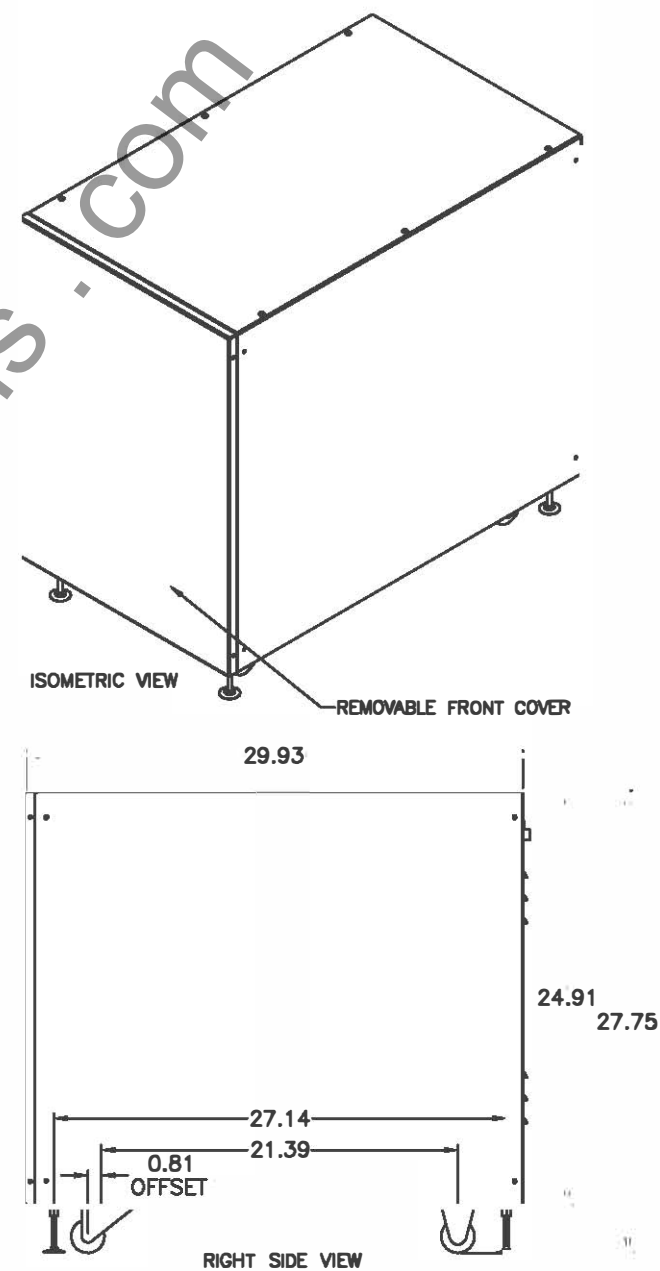
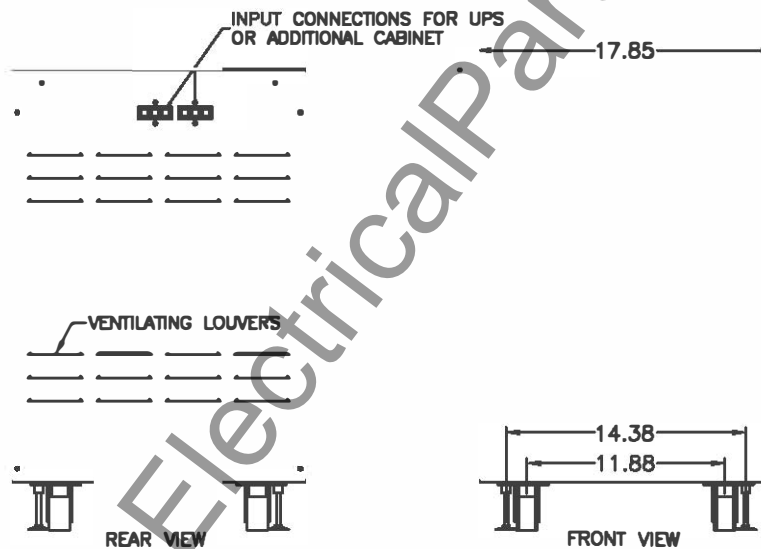


CABINET NOTES:

1. * UL LISTED 1778, NEMA 1 ENCLOSED BATTERY CABINET.
2. * UL PENDING FILE #E212683.
3. CABINET FRAME IS 12 GA GALVANIZED STEEL.
4. SUPPORT RAILS ARE 12 GA GALVANIZED STEEL.
5. FRONT, TOP AND SIDE COVER PANELS ARE MADE OF 18 GA GALVANIZED STEEL.
6. REAR COVER PANEL IS MADE OF 16 GA GALV. STEEL.
7. PAINT IS MITSUBISHI CY GRAY POWDER COAT, OVEN BAKE FOR CHIP AND CORROSION RESISTANT FINISH.

ELECTRICAL NOTES:

1. ALL INTERNAL WIRING IS UL LISTED, MTW, STYLE, 105C EXTRA FLEXIBLE CABLE.
2. ALL FUSES ARE UL RECOGNIZED, TYPE AMP TRAP CLASS J OR EQUIVALENT.
3. TERMINAL BLOCKS ARE UL RECOGNIZED, 600V RATED.
4. MAIN CABLE FROM BATTERY CABINET TO UPS SYSTEM IS INCLUDED. LENGTH IS 7 FEET.
5. GROUND CONNECTION IS PART OF THE UPS/CABINET CABLE.
6. BATTERIES ARE ACCESSED FROM THE FRONT.



MITSUBISHI ELECTRIC
VERNON HILLS, ILLINOIS

REVISIONS

PART NO.: C91407

DESCRIPTION: BC7 BATTERY CABINET

MEAU APPROVED: *Carl E. Luster*

DATE: 08/22/01

DRAWN BY: CAC

CAD FILE:

91407-SD01

DRAWING NO.:

91407-SD01

REV.: *

SHEET:

1 OF 1