

COPPER TERMINALS

The terminals listed in the following tables are made from drawn seamless copper tubing in sizes .745 I.D. and above, as illustrated by Fig. 1. Fig. 2 shows the appearance of terminals .558 I.D. and down. All terminals are thoroughly fluxed to afford ease in tinning.

STRAIGHT TERMINALS—ONE BOLT HOLE—FIG. 1 AND 2

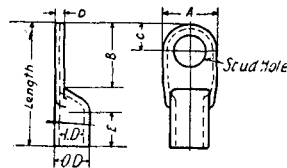


FIG. 1

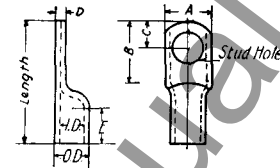


FIG. 2

Capacity Rubber Insulated Conductors	Maximum Stranded Wire or Cable Size	Fig.	DIMENSIONS IN INCHES										Style No.	List Price	* Quantity
			I.D.	O.D.	Dia. of Stud Hole	Length	Width A B C			Thickness D E					
35	8	2	.186	.25	3/32	1 1/2	3/8	1/2	1/16	7/32	3/8	229 105	\$13 00	for 200	
70	4	2	.259	.344	7/32	1 11/32	1/2	11/16	3/16	7/32	7/16	229 111	13 00	for 200	
70	4	2	.259	.344	9/32	1 11/32	1/2	11/16	3/16	7/32	7/16	243 981	13 00	for 200	
70	4	2	.259	.344	11/32	1 11/32	1/2	11/16	3/16	7/32	7/16	229 112	13 00	for 200	
125	0	2	.384	.469	9/32	1 23/32	11/16	13/16	3/8	3/8	3/8	229 114	13 00	for 200	
125	0	2	.384	.469	11/32	1 33/32	11/16	13/16	3/8	3/8	3/8	243 982	13 00	for 200	
125	0	2	.384	.469	13/32	1 33/32	11/16	13/16	3/8	3/8	3/8	229 113	13 00	for 200	
225	0000	2	.558	.688	11/32	2 15/32	1	1 5/8	17/32	1/2	7/8	229 119	14 00	for 100	
225	0000	2	.558	.688	13/32	2 15/32	1	1 5/8	17/32	1/2	7/8	269 917	14 00	for 100	
225	0000	2	.558	.688	15/32	2 15/32	1	1 5/8	17/32	1/2	7/8	229 120	14 00	for 100	
225	0000	2	.558	.688	17/32	2 15/32	1	1 5/8	17/32	1/2	7/8	356 200	14 00	for 100	
275	250000	1	.745	.875	13/32	3	1 3/4	1 5/8	3/16	.13	1 1/8	388 473	13 50	for 50	
275	250000	1	.745	.875	15/32	3	1 3/4	1 5/8	3/16	.13	1 1/8	229 124	13 50	for 50	
275	250000	1	.745	.875	17/32	3	1 3/4	1 5/8	3/16	.13	1 1/8	243 988	13 50	for 50	
400	500000	1	.918	1.063	13/32	3 3/8	1 13/16	1 3/4	11/16	.144	1 3/8	229 127	14 75	for 25	
400	500000	1	.918	1.063	15/32	4 3/8	1 13/16	2 1/4	1	.144	1 3/8	232 410	14 75	for 25	
400	500000	1	.918	1.063	17/32	3 3/8	1 13/16	1 3/4	11/16	.144	1 3/8	243 992	14 75	for 25	
400	500000	1	.918	1.063	19/32	3 3/8	1 13/16	1 3/4	11/16	.144	1 3/8	229 128	14 75	for 25	
550	800000	1	1.12	1.313	13/32	5 3/8	1 31/32	2 7/8	1 1/4	.193	1 11/16	403 919	11 00	for 10	
550	800000	1	1.12	1.313	15/32	5 3/8	1 31/32	2 3/4	1 1/4	.193	1 11/16	394 898	11 00	for 10	
550	800000	1	1.12	1.313	17/32	4 3/8	1 31/32	2 3/4	1 1/4	.193	1 11/16	403 918	11 00	for 10	
550	800000	1	1.12	1.313	19/32	4 3/8	1 31/32	2 3/4	1 1/4	.193	1 11/16	243 993	11 00	for 10	
650	1000000	1	1.28	1.5	17/32	4 11/16	2 1/4	1 13/16	1 3/8	.22	1 13/16	229 133	12 00	for 10	
650	1000000	1	1.28	1.5	19/32	5 1/4	2 1/4	2 3/8	1 3/8	.22	1 13/16	383 612	12 00	for 10	
650	1000000	1	1.28	1.5	17/32	5 5/16	2 1/4	2 7/16	1	.22	1 13/16	229 774	12 00	for 10	
650	1000000	1	1.28	1.5	19/32	4 11/16	2 1/4	1 13/16	1 3/8	.22	1 13/16	229 134	12 00	for 10	
1000	1500000	1	1.5	1.813	13/32	5 9/16	2 11/16	2 3/4	1	3/8	2 1/4	292 234	11 00	for 5	
1000	1500000	1	1.5	1.813	15/32	5 3/4	2 11/16	2 3/4	1	3/8	2 1/4	235 904	11 00	for 5	
1000	1500000	1	1.5	1.813	17/32	5 9/16	2 11/16	2 3/4	1	3/8	2 1/4	233 458	11 00	for 5	
1000	1500000	1	1.5	1.813	19/32	6 3/4	2 11/16	3 1/8	1 1/2	3/8	2 1/4	403 921	16 00	for 5	
1200	2000000	1	1.75	2.063	13/32	6 9/16	3 1/8	2 3/4	1 1/4	3/8	2 3/8	233 459	16 00	for 5	
1200	2000000	1	1.75	2.063	15/32	6 9/16	3 1/8	2 3/4	1 1/4	3/8	2 3/8	229 773	16 00	for 5	

STRAIGHT TERMINALS—TWO HORIZONTAL BOLT HOLES—FIG. 3

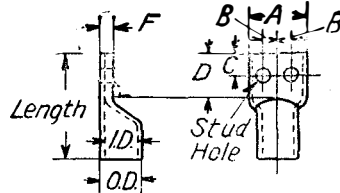


FIG. 3

Ampere Capacity Rubber Insulated Conductors	Maximum Stranded Wire or Cable Size	DIMENSIONS IN INCHES										Style No.	List Price	* Quantity
		I.D.	O.D.	Dia. of Stud Hole	Length	Width A B C			Thickness D F					
650	1000000	1.28	1.5	13/32	4 1/8	2 1/4	1/2	3/8	1 1/2	.22	259 430	\$11 00	for 10	
1000	1500000	1.5	1.813	15/32	5 1/8	2 11/16	3/8	1 1/8	1 3/4	.313	282 086	10 00	for 5	
1200	2000000	1.75	2.063	17/32	5 1/2	3 1/8	3/4	1	2	.313	282 088	15 00	for 5	

Prices are subject to change without notice

Order by Style Number

Dimensions are for reference only. For official dimensions refer to nearest district office.

* Do not order less than quantity shown.

Ⓞ Changed since previous issue.

E4-7; AJ3-33; C3-26; XC. YC

COPPER TERMINALS—Continued

HEAVY-DUTY, 2 AND 4-BOLT PRESSED TUBE TERMINALS—FIG. 4 AND 5

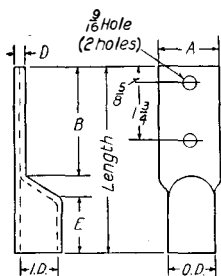


FIG. 4

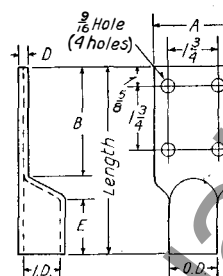


FIG. 5

Max. Cable Cir. Mils	Fig.	I.D.	O.D.	Length	Width A	B	Thickness D	E	Style No.	List Price Each
250,000	4	.625	.840	5	1 1/4	3	.220	1 1/4	869 316	Refer to the Corporation for Prices
350,000	4	.822	1.050	5 3/4	1 1/2	3	.230	1 11/16	869 317	
500,000	4	.951	1.315	6 3/8	1 1/2	3 1/2	.370	2	869 318	
750,000	4	1.272	1.660	7 3/8	1 3/4	3 1/2	.390	2 9/16	869 319	
1,000,000	4	1.490	1.900	7 3/4	2 1/4	3 1/2	.410	3	869 320	
1,500,000	5	1.930	2.370	9 3/8	3	4 1/4	.440	3 7/8	869 321	
2,000,000	5	2.315	2.870	10 1/2	3 1/2	4 1/4	.560	4 3/8	869 322	

90-DEGREE ANGLE TERMINALS—ONE BOLT HOLE—FIG. 6

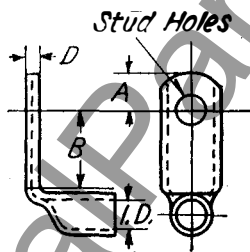


FIG. 6

Ampere Capacity Rubber Insulated Conductors	Maximum Stranded Wire or Cable Size	DIMENSIONS IN INCHES					Style No.	List Price	* Quantity
		I.D.	Dia. of Stud Hole	A	B	D			
35	8	.186	1/32	1/32	3/32	.064	244 127	\$13 00 for 200	
70	4	.259	3/32	3/32	11/32	.084	281 786	13 00 for 200	
70	4	.259	3/32	3/32	25/32	.084	244 130	13 00 for 200	
70	4	.259	11/32	3/32	25/32	.084	292 250	13 00 for 200	
70	4	.259	11/32	3/32	11/32	.084	279 970	13 00 for 200	
125	0	.384	11/32	11/32	25/32	.084	244 133	13 00 fro 200	
125	0	.384	15/32	11/32	29/32	.084	244 134	13 00 for 200	
125	0	.384	11/32	1/2	3/16	.084	179 758	13 00 for 200	
225	0000	.558	15/32	1/2	1	.13	269 923	14 00 for 100	
225	0000	.558	17/32	1/2	1	.13	244 144	14 00 for 100	
275	250000	.745	11/32	1/2	15/16	.13	394 897	13 50 for 50	
275	250000	.745	17/32	3/16	1 1/16	.13	244 149	13 50 for 50	
275	250000	.745	15/16	11/16	15/16	.13	304 038	13 50 for 50	
275	250000	.745	15/16	9/16	1 1/4	.13	387 626	13 50 for 50	
400	500000	.918	11/16	11/16	1 1/16	.144	244 157	14 75 for 25	
550	800000	1.12	1 1/16	1 1/16	1 1/16	.192	244 164	11 00 for 10	
550	800000	1.12	1 1/16	1 1/16	1 1/16	.192	244 165	11 00 for 10	

Dimensions are for reference only. For official dimensions apply to nearest district office.

* Do not order less than quantity shown.

① Changed since previous issue.

Prices are subject to change without notice.

Order by Style Number

Westinghouse Electric Corporation
Switchgear Division, East Pittsburgh, Pa.